

IELTS



WRITING

2025-2026

**WITH 366 SAMPLE
QUESTIONS & RESPONSES**

DR. HIKMET SAHINER

IELTS WRITING

2025-2026

DR. HİKMET ŞAHİNER

IELTS WRITING
DR. HİKMET ŞAHİNER

Copyright ©

ISBN: 978-605-06134-6-9

ALL RIGHTS RESERVED. This book contains material protected under International and Turkish Laws and Treaties. Any unauthorized reprint or use of this material is prohibited. No part of this book may be reproduced or transmitted in any form or by any means, electronic or mechanical, including photocopying, recording, or by any information storage and retrieval system without express written permission from the author.

BÜTÜN HAKLARI SAKLIDIR. Bu kitapta yer alan yazı, fotoğraf ve sair içeriklerin, yazardan izin alınmadan kısmen ya da tamamen kopyalanması, çoğaltılması, kullanılması, yayınlanması ve dağıtılması kesinlikle yasaktır. Bu yasağa uymayanlar hakkında gerek Uluslararası gerekse 5846 sayılı Türk Fikir ve Sanat Eserleri Kanunları uyarınca yasal işlem yapılacaktır.

ABOUT THE AUTHOR



Dr. Hikmet ŞAHİNER

<https://www.hikmetsahiner.com>

Ankara doğumlu Dr. Hikmet ŞAHİNER Ankara Üniversitesi DTCF Fakültesinden 1993 yılında Üniversite birincisi olarak (94/100) mezun oldu.

1991-1993 yılları arasında Ankara’da çeşitli şirket ve kuruluşlarda İngilizce mütercim-tercüman olarak çalıştı.

1995 yılında Cornell Üniversitesinden yüksek lisansını aldı.

1997 yılında The University of Texas at Austin Üniversitesinden yüksek lisans derecesini aldı.

2002 yılında The Johns Hopkins Üniversitesinden doktora derecesini aldı.

Dr. Hikmet Şahiner, 2017 yılından bu yana IELTS sınav soruları, bu sınava yönelik kurs kitapları ve materyalleri hazırlamaktadır!

CONTENTS

IELTS WRITING TEST	1
SKILLS FOR IELTS WRITING TASK 1	23
STRATEGIES FOR IELTS WRITING TASK 1	69
IELTS WRITING TASK 1 SAMPLE QUESTIONS & ANSWERS.....	86
IELTS WRITING TASK 2	227
SKILLS FOR IELTS WRITING TASK 2	229
STRATEGIES FOR IELTS WRITING TASK 2	279
IELTS WRITING TASK 2 SAMPLE QUESTIONS & ANSWERS.....	331
ANSWER KEY	578

PREFACE

The IELTS Writing 2024-2025 book, meticulously prepared over a decade by IELTS preparation expert Dr. Hikmet Şahiner and focused on the Writing section of the IELTS exam, provides the necessary strategies and techniques for correctly and quickly solving the 2 different question types in the IELTS Writing section. It includes:

Real IELTS Writing sample questions and their solution explanations.

Practical, real IELTS Writing questions specific to each question type, following the explanations.

Our IELTS Writing 2024-2025 book offers a total of 366 sample essays and compositions:

120 REAL IELTS Writing Task 1 Sample Reports

120 REAL IELTS Writing Task 2 Sample Balanced Compositions

126 REAL IELTS Writing Task 2 Sample Compositions

These are provided for candidates to practice and reinforce the strategies and techniques they learn. Answer keys for the exercises are provided at the end of the book.

IELTS WRITING TEST

In both the IELTS Academic and General Training Writing Tests you are asked to do two tasks in one hour.

Time allowed

60 minutes

It is suggested that you spend approximately 20 minutes on Task 1 and 40 minutes on Task 2.

Procedure

The Writing Test is the third section of the IELTS test.

It is held in an examination room. You will be given a question booklet and an answer sheet.

Structure

The IELTS Writing Test comprises two tasks.

Word length

Task 1: 150 words minimum

Task 2: 250 words minimum

Task 1

You have to describe information presented in a graph, table, chart or diagram by summarising the main features, trends or comparisons.

Task 2

You have to write a discursive essay on a given topic, presenting ideas that are relevant to the issue.

Skills Focus

Task 1: summarising information presented in a visual or visuals

Task 2: writing a longer essay that has a clear and logical structure

Scoring

You will receive a band score between 0 and 9 depending on how your response matches the task criteria. Scores can be reported in whole or half band scores, e.g. 8.0 or 7.5.

TEST-TAKING TIPS

What should you do when you take the IELTS Writing Test? Here are some suggestions about how to manage the test as successfully as possible.

MANAGE YOUR TIME

It is important to manage your time in the test, because if you don't complete both tasks, you have no chance of achieving your required band score. The test advises you to spend 20 minutes on Task 1 and 40 minutes on Task 2.

You should follow this advice. As Task 2 is worth a greater percentage of your final writing mark, it is a good idea to start with Task 2.

READ THE TASK AND PLAN YOUR ANSWER

Begin by reading the tasks carefully and considering what is required. Before you begin to write, take one or two minutes to plan what you are going to write. You will get a higher band score for a well-structured answer.

MEET THE MINIMUM NUMBER OF WORDS

You will automatically get a lower mark if you fail to reach the minimum number of words for each task. You will also not be given credit for writing more than the word limit. In Task 1, you should write at least 150 words and in Task 2 you should write at least 250 words.

CHECK YOUR ANSWERS

When you have finished writing, it is important to go back and check your work, so leave yourself some time to do this. You are working under pressure, so you may well make simple mistakes. Leave yourself time to edit both answers. If you have made a mistake, cross it out and correct it. You will not lose marks for poor presentation. However, do make sure that your writing can be read clearly.

GETTING TO KNOW THE TEST

The IELTS Academic Writing Test consists of two tasks. For each task, you will be given:

- a general statement indicating the topic
- a question that may have one or more parts
- an instruction as to how you should answer the question.

WHAT DO I HAVE TO DO?

In the Academic Writing Test, for Task 1 you are asked to write a description of the information in one or more visuals (charts, tables, graphs or diagrams). Your description should be more than 150 words in length and you have 20 minutes to complete the task.

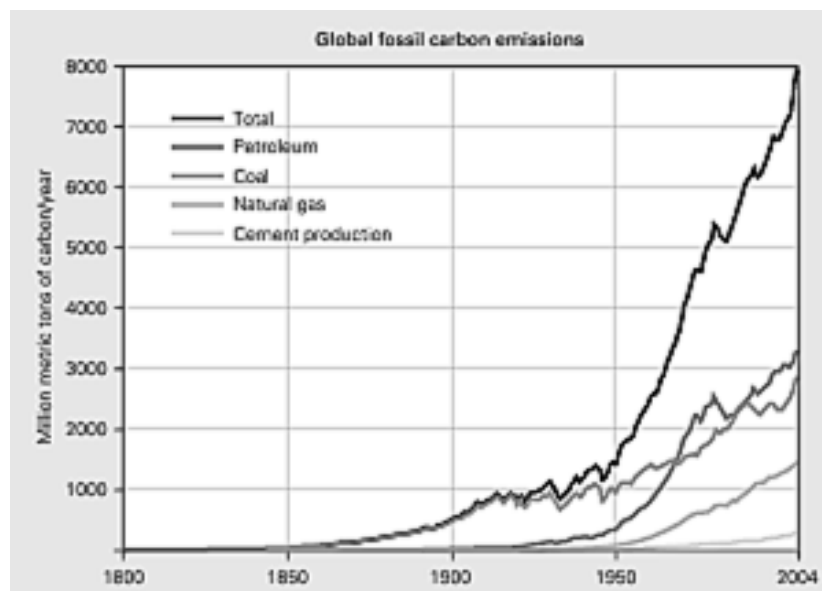
Your description should give an overview of the information in the visual or visuals, summarising the main points as well as highlighting the most important details.

Writing Task 1

You should spend about 20 minutes on this task.

The graph shows the main sources of fossil fuel carbon emissions from 1800 to 2004.

Summarise the information by selecting and reporting the main features, and make comparisons where relevant.



Write at least 150 words.

Writing with correct grammar, spelling and vocabulary does not automatically give you a good mark in the Writing Test. In assessing your answer for Academic Task 1, the examiners will be looking for the following:

- Did you accurately present all the information in the visual?
- Did you present an overview of the main trends or differences?

HOW DO I APPROACH ACADEMIC TASK 1?

- Write 150 words.
- Give an overview of the information, and include a brief introductory statement and a concluding statement.
- Summarise the main points rather than list all the information in the visual.
- Write in full sentences. (Do not use bullet points.)
- Describe the information in the visual. (Do not give your opinion or interpretation.)
- Check your writing to correct any mistakes.

WRITING TASK 1 KEY INFORMATION

1) You are required to write 150 words or more.

If you write less than 150 words, you are unlikely to get more than a Band 5 for 'task achievement' as you won't have fulfilled the marking criteria.

2) You have around 20 minutes to plan and write your essay.

3) You should use a formal style of writing.

4) Task 1 contributes half as many marks to your score as Task 2. So, Task 1 is worth 33% of the total mark in the Writing test.

Task Overview

You will be presented with one of the following graphics:

Bar Chart
Line Graph
Table Chart
Pie Chart
Process Diagram
Map
Multiple Graphs

You are required to write a short report about the main features. For example, you may be asked to:

- summarise data
- describe the stages of a process
- explain how something works
- describe an object or event

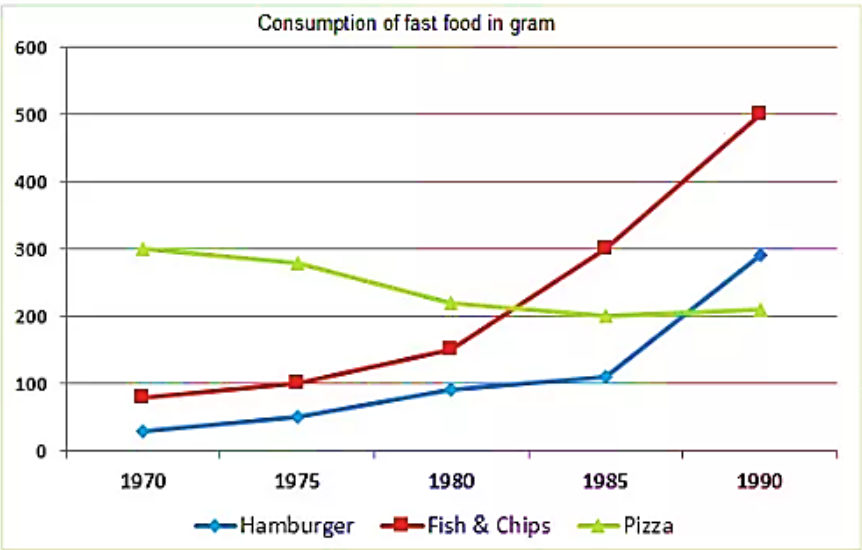
The format of the question will always be the same. It will include:

- A brief description of the graphic
- The instructions
- The graphic – chart, graph, table, etc.

Here’s a typical question. The highlighted words are always the same no matter what type of question you get.

The line graph below shows the consumption of 3 different types of fast food in Britain from 1970 to 1990.

Summarise the information by selecting and reporting the main features, and make comparisons where relevant.



With the format of the question always the same, this means that you can use the same basic method and essay structure to write any essay for IELTS Academic Writing Task 1.

The 7 Types of Task 1 Questions

Now, we're going to look briefly at the different type of questions for IELTS Academic Writing Task 1 and a sample question for each.

The biggest challenge for many students is that they are not used to working with charts, graphs and tables and don't know how to interpret this type of data. Don't worry about this for now as I'm going to show you how to do this in the step-by-step guides.

On this page, I just want to familiarise you with the question structure and the different types of graphics you might get.

First, a reminder of the 7 question types:

Bar Chart

Line Graph

Table Chart

Pie Chart

Process Diagram

Map

Multiple Graphs

1) Bar Chart

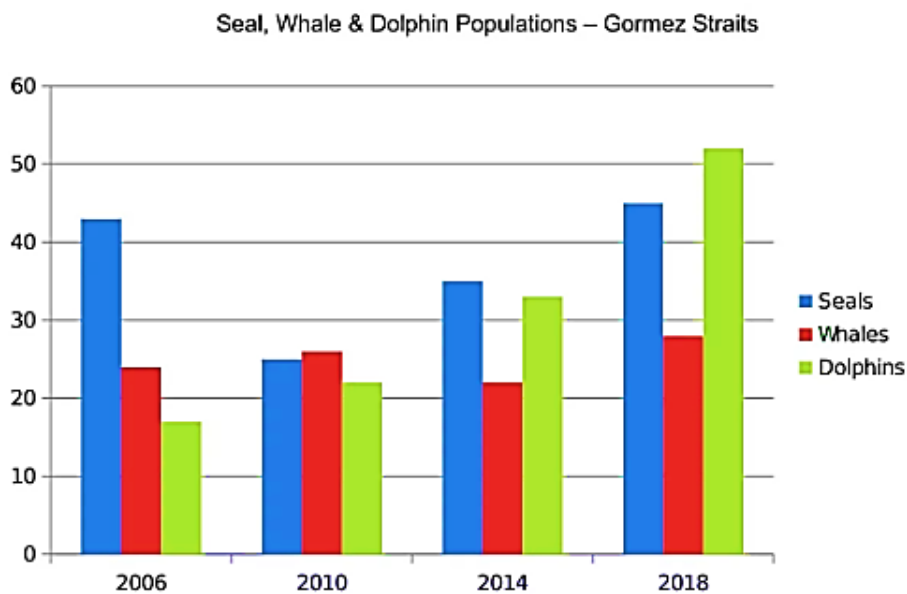
Bars charts or bar graphs are very common Task 1 questions. The data can be presented vertically, as in the example below, or horizontally.

Example:

The bar chart below shows numbers of seals, whales and dolphins recorded in the Gormez Straits from 2006 to 2018.

Summarise the information by selecting and reporting the main features, and make comparisons where relevant.

Write at least 150 words.



2) Line Graph

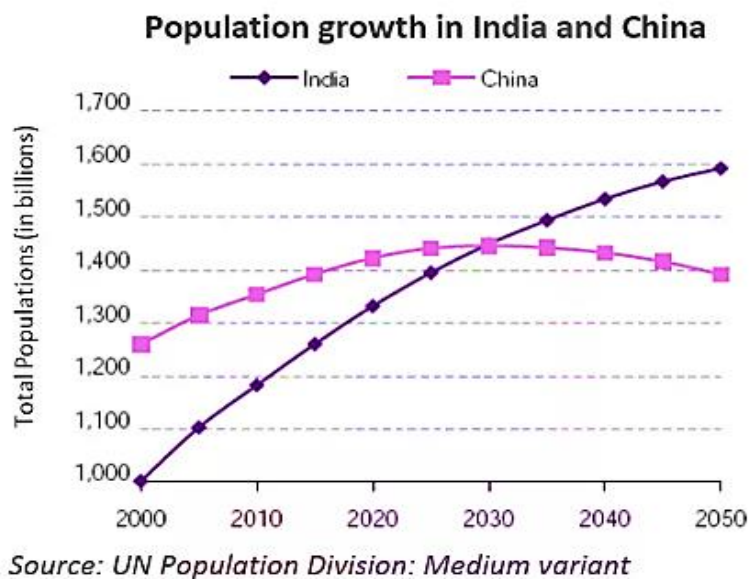
Line graphs are also common in IELTS Academic Writing Task 1. They are easier to interpret than they may look.

Example:

The graph below shows the population for India and China since the year 2000 and predicts population growth until 2050.

Summarise the information by selecting and reporting the main features, and make comparisons where relevant.

Write at least 150 words.



3) Table

Tables also come up regularly in Task 1. Some students find these harder to interpret as they are just sets of numbers with no visual representation. However, they are never very complicated. Remember, the IELTS exam is designed to test your language skills, not your mathematics ability.

Example:

The tables below give information about the world population and distribution in 1950 and 2000, with an estimate of the situation in 2050.

Summarise the information by selecting and reporting the main features, and make comparisons where relevant.

Write at least 150 words.

World Population 1950–2050

World Population	1950	2000	2050
(billions)	2.5	6.0	9.0 (estimate)

Distribution of World Population by Region

Africa	9%	13%	20%
Asia	56%	60%	59%
Europe	22%	12%	7%
Latin America	6%	9%	9%
North America	7%	5%	4%
Oceania	<1%	1%	1%

4) Pie Chart

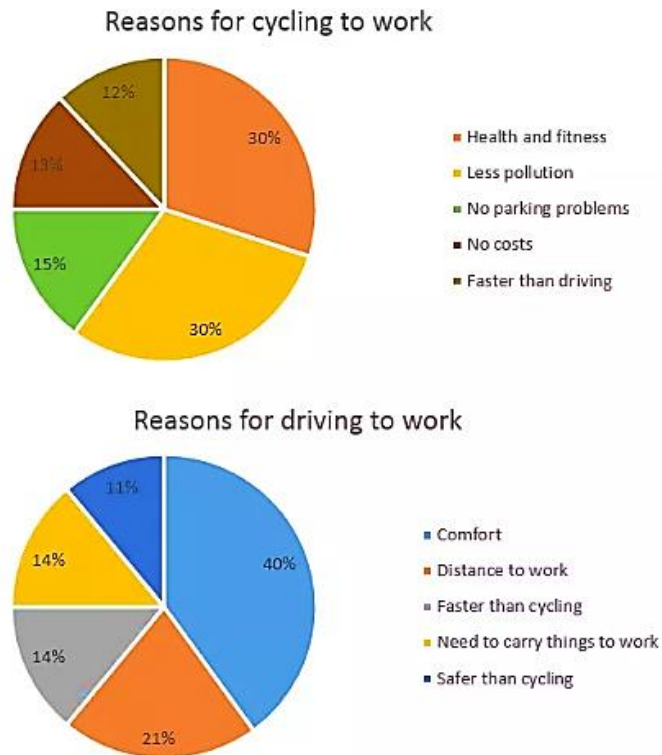
Although pie charts are not as common as bar charts and line graphs, you need to know how to answer this type of question in case you do get one. They are just another way of visually presenting data.

Example:

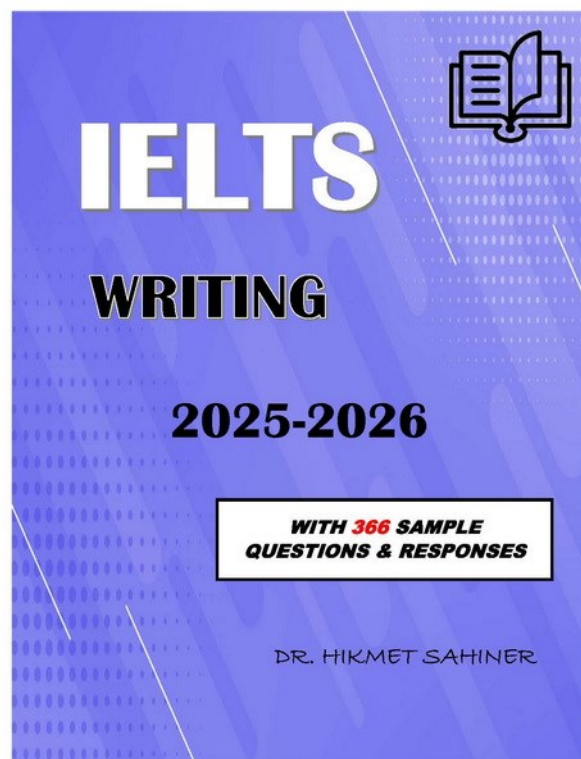
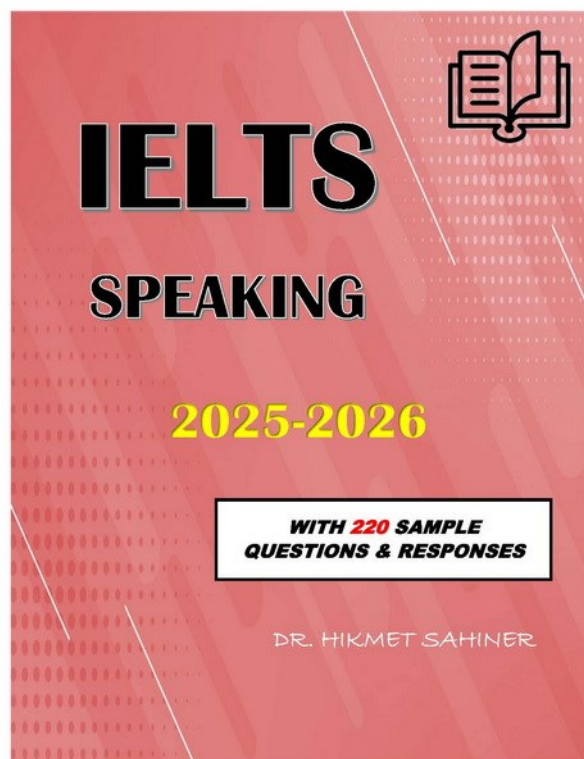
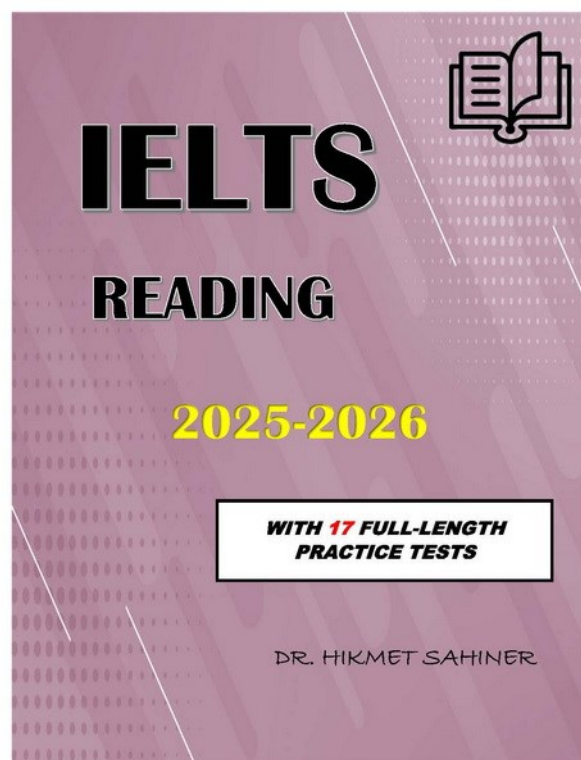
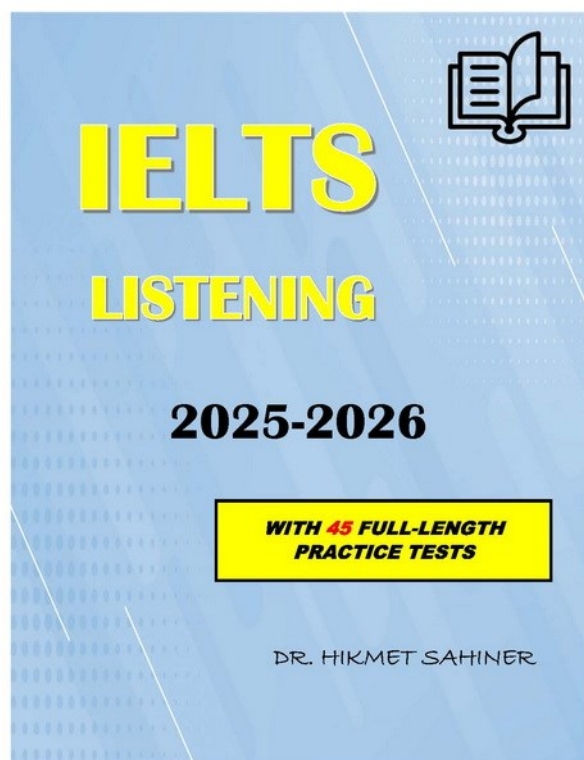
The chart below shows the reasons why people travel to work by bicycle or by car.

Summarise the information by selecting and reporting the main features, and make comparisons where relevant.

Write at least 150 words.



IELTS PREP EBOOKS



<https://www.hikmetsahiner.com>